

॥ राष्ट्रदेवो भवः ॥



Falcon[®]
A MACHINE FOR MANKIND

Since 1994

Shower Pump

FOR PRESSURE BOOSTING SYSTEM

अपने पर प्रेशर मत बनाईये,
फाल्कन प्रेशर बुस्टर पम्पस् लगाईये



Nano - 50 BT
With 2 Ltr Tank



MDP Series
With 24 to 60 Ltr Tank



Nano - 50 CS - 10
With Control Switch



Nano - 50 CS - 13
With Control Switch
With Pressure Gauge

Chale Pragati Ki Aur[®]

DOMESTIC PRESSURE BOOSTER SYSTEM

The booster system maintains even water pressure in all outlets. When the pressure drops to Pre-set level, Pump will start - up and meet the demand. When pressure attains its maximum pre-set pressure, Pump will be switched off automatically.

By this automation, even water pressure is ensured at all the outlets. The complete system is compactly assembled and well mounted on a right base. Occupies less space facilitated by the sturdy and compact design.

FUNCTION :

The system consists of pump, non-return valve, pressure switch, pressure guage, Y-Strainer and pressure tank. Y-Strainer protects entry of foreign particles, thus gives extension to system life.

Table - A

Model	MDP	Nano 50-BT	Nano 50-CS
Liquid Temperature up to	90 ^o c	35 ^o c	35 ^o c
HP Range	0.80 to 2.0 HP	0.50 HP	0.50 HP
Head Range (Mtr)	6 to 50 Mtr.	6 to 24 Mtr.	10 to 30 Mtr.
Maximum Pressure	5.5 Bar	2.4 Bar	3.0 Bar

MDP - Pressure Tank Size : 24 Ltr, 35 Ltr and 60 Ltr.

Nano-50 BT - Pressure Tank Size : 2 Ltr.

Nano-50 CS - 10 : Pump with Control Switch

Nano-50 CS - 13 : Pump with Control Switch With Pressure Gauge

PERFORMANCE CHART :

Table - B

Sr. No.	Model	HP	Stg.	Suc. X Del.	Recommended Switch	No. of Bathrooms	Tank Size in LTR	Discharge in LPH								
								0	1200	2400	3600	4800	6000	7200	8400	9600
1	MDP-124	0.8	2	25 X 25	2.5	2-3	24	30	26	21	18	6	-	-	-	-
2	MDP-133	1.0	3	25 X 25	3.5	3-4	35	40	36	32	28	17	8	-	-	-
3	MDP-1533	1.5	4	25 X 25	4.5	4-5	35	50	42	38	33	30	24	18	6	-
4	MDP-260	2.0	5	25 X 25	5.4	5-6	60	60	53	47	44	37	30	25	14	6

Sr. No.	Model	HP	Suc. X Del.	Discharge in LPH	Total Head in Meter					
					6	10	15	20	25	30
1	Nano - 50 BT	0.5	25 X 25	Discharge in LPH	2500	2100	1800	1200	650	-
2	Nano - 50 - CS - 10	0.5	25 X 25		3550	3150	2650	2100	1650	1150
3	Nano - 50 - CS - 13	0.5	25 X 25		3550	3150	2650	2100	1650	1150

Features :

- Automatic **ON** & **OFF** Operations
- Pump fitted with Thermal Overload Protector (TOP)
- Noiseless Operation & Low Power Consumption
- Anti-Corrosive Coated CI Parts for Corrosion Free Operation
- Pressure Switch can be set as per site condition
- Protection Rating : IP44

Table - C

Parts	Material
Pump Chambers	Cast Iron
Bracket & End Cover	Cast Iron
Impellers	Stainless Steel (AISI 304) / Brass
Bowl	Stainless Steel (AISI 304)
Motor Body	Aluminum Extruded
Rotor	Aluminum Die Cast
Mechanical Seal	Graphite & Ceramic with High Alumina
Shaft	Stainless Steel (AISI 410)
NRV	Brass
5 Way Connector	Brass
Pressure Switch	Single Pole Double Throw (SPDT)
Pressure Tank	SS EPOXY Coated Tanks



**Thermal
Overload Protector**



**Aluminum
Body**

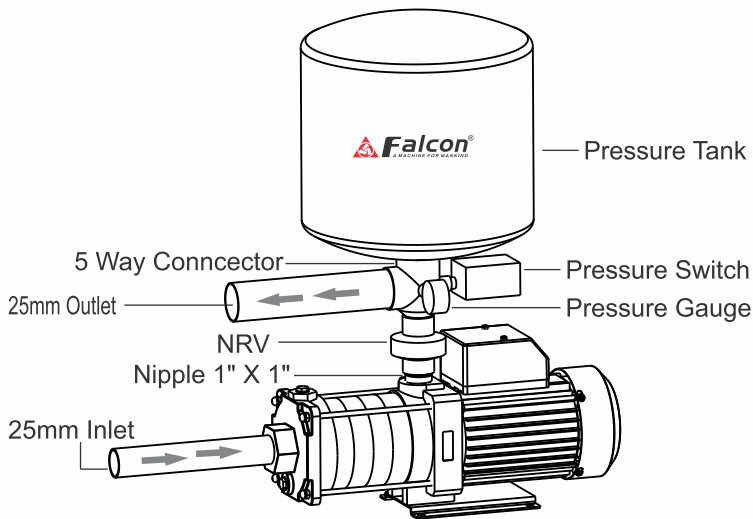


**High Tech
Mechanical Seal**

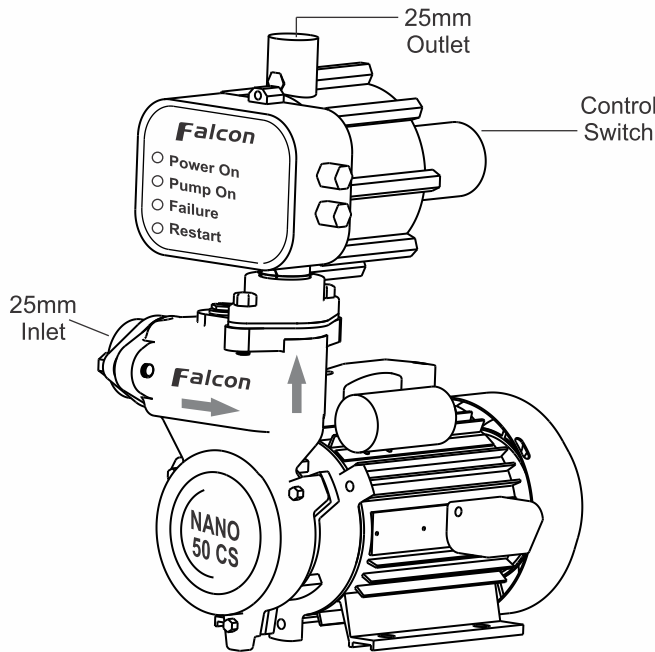
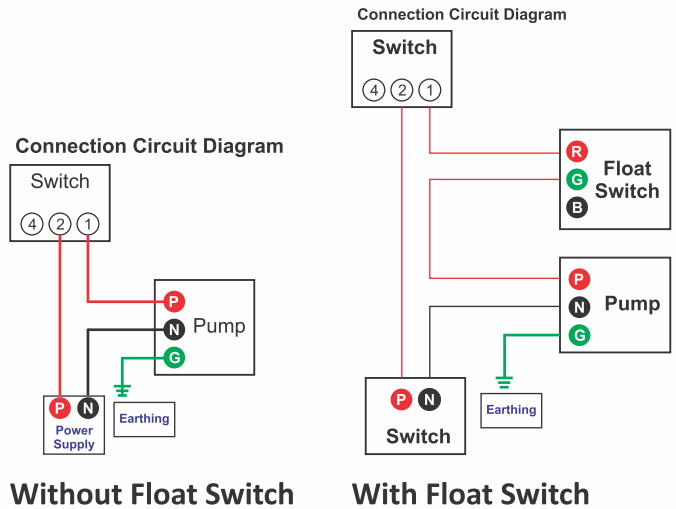


Bath Shower

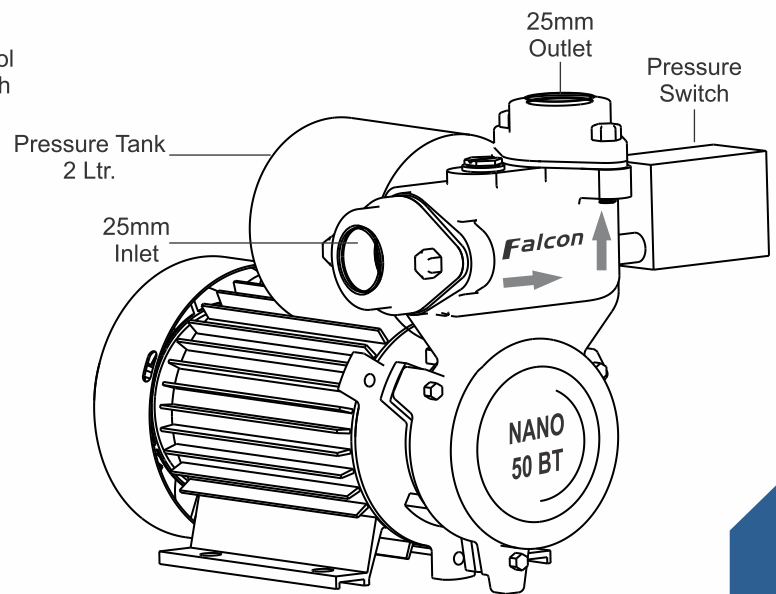




MDP Model - (with 24 LTR & 60 LTR Tank)



Nano - 50 CS Model
(with Control Switch)



Nano - 50 BT Model
(with 2 LTR Tank)

Mfg. by:

Falcon Pumps Pvt. Ltd.

Vavdi Industrial Area, Gondal Road, NH-27, Post : Vavdi,
Rajkot - 360 004, Gujarat, (INDIA). Mo. : +91 97277 00568/9

www.falconpumps.in | info@falconpumps.in | 1800 123 0000

GIVE A MISSED CALL ON **90999 53653** AND CONNECT WITH OUR MILLION FRIENDS



Falcon Website
QR Code

FPPL/CATALOG-ENG/2023-24